

# INFO SHEET

## STORAGE SYSTEMS

### WALL MOUNTED GUN LOCKERS

Wall Mounted Gun lockers are designed and manufactured for use in sally ports and any other area that requires secured storage of handguns or other similarly sized items.

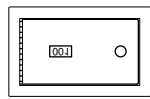
#### STANDARD FEATURES

- All door openings are: 5-3/16" H x 10-3/8" W
- Number tags are provided on each door
- All locks keyed differently
- Keys are only removable in locked position
- 1/8" neoprene lining on shelves
- Pre-drilled mounting holes in sides and back
- Flush mounted cabinets come with 1-1/2" trim frame
- Textured powder coat paint finish

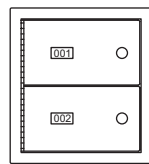


#### DOOR CONFIGURATIONS

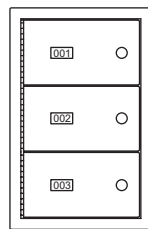
There are eight (8) basic door configurations, with the number of doors ranging from one to ten.



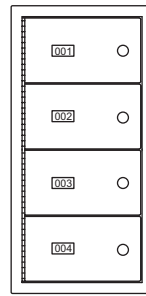
EDHGS01



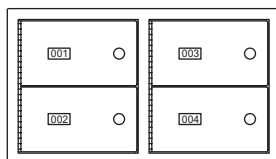
EDHGS02



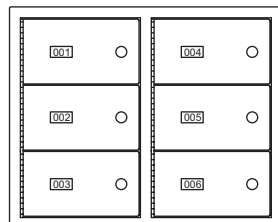
EDHGS03



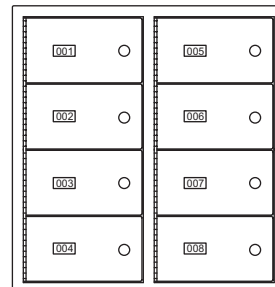
EDHGS04V



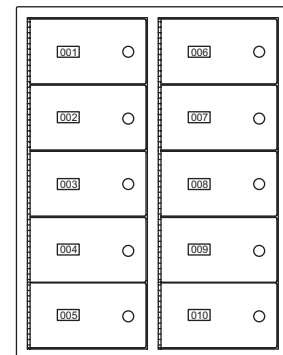
EDHGS04



EDHGS06



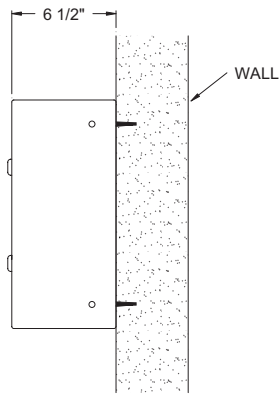
EDHGS08



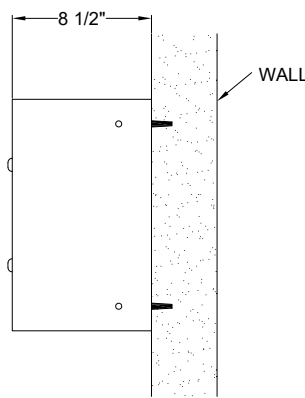
EDHGS10

**MOUNTING TYPES**

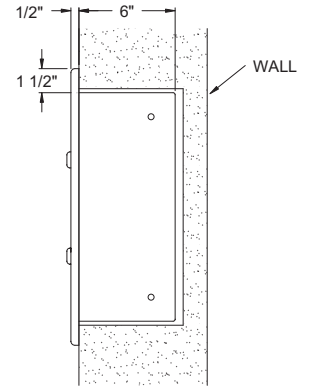
Available in either a surface (EDHGSxx) or flush (EDHGFxx) mount. Specify mounting at time of order.



6 1/2" - Surface Mount



8 1/2" - Surface Mount



Flush Mount

Model Number	Model Type	No. of Doors	Cabinet Dimensions			Shipping Weight	Size of Wall Opening		
			Width	Height	Depth		Width	Height	Depth
EDHGF01	FLUSH	1	13"	8 1/8"	6 1/2"	15 lbs	13 1/2"	8 1/2"	6 1/2"
EDHGF02V	FLUSH	2	13"	14 1/8"	6 1/2"	25 lbs	13 1/2"	14 1/2"	6 1/2"
EDHGF03V	FLUSH	3	13"	20 1/8"	6 1/2"	35 lbs	13 1/2"	20 1/2"	6 1/2"
EDHGF04V	FLUSH	4	13"	26 1/8"	6 1/2"	40 lbs	13 1/2"	26 1/2"	6 1/2"
EDHGF04	FLUSH	4	25"	14 1/8"	6 1/2"	49 lbs	25 1/2"	14 1/2"	6 1/2"
EDHGF06	FLUSH	6	25"	20 1/8"	6 1/2"	64 lbs	25 1/2"	20 1/2"	6 1/2"
EDHGF08	FLUSH	8	25"	26 1/8"	6 1/2"	86 lbs	25 1/2"	26 1/2"	6 1/2"
EDHGF10	FLUSH	10	25"	32 1/8"	6 1/2"	108 lbs	25 1/2"	32 1/2"	6 1/2"
EDHGS01	SURFACE	1	13"	8 1/8"	6 1/2"	12 lbs		N/A	
EDHGS02V	SURFACE	2	13"	14 1/8"	6 1/2"	20 lbs		N/A	
EDHGS03V	SURFACE	3	13"	20 1/8"	6 1/2"	27 lbs		N/A	
EDHGS04V	SURFACE	4	13"	26 1/8"	6 1/2"	32 lbs		N/A	
EDHGS04	SURFACE	4	25"	14 1/8"	6 1/2"	39 lbs		N/A	
EDHGS06	SURFACE	6	25"	20 1/8"	6 1/2"	55 lbs		N/A	
EDHGS08	SURFACE	8	25"	26 1/8"	6 1/2"	72 lbs		N/A	
EDHGS10	SURFACE	10	25"	32 1/8"	6 1/2"	88 lbs		N/A	
EDHGS0108.5	SURFACE	1	13"	8 1/8"	8 1/2"	15 lbs		N/A	
EDHGS02V08.5	SURFACE	2	13"	14 1/8"	8 1/2"	25 lbs		N/A	
EDHGS03V08.5	SURFACE	3	13"	20 1/8"	8 1/2"	36 lbs		N/A	
EDHGS04V08.5	SURFACE	4	13"	26 1/8"	8 1/2"	43 lbs		N/A	
EDHGS0408.5	SURFACE	4	25"	14 1/8"	8 1/2"	47 lbs		N/A	
EDHGS0608.5	SURFACE	6	25"	20 1/8"	8 1/2"	64 lbs		N/A	
EDHGS0808.5	SURFACE	8	25"	26 1/8"	8 1/2"	75 lbs		N/A	
EDHGS1008.5	SURFACE	10	25"	32 1/8"	8 1/2"	98 lbs		N/A	



Spacesaver Corporation  
 1450 Janesville Avenue  
 Fort Atkinson, WI 53538-2798  
 800.492.3434  
 www.spacesaver.com