



CARGO CUBER

FREE STANDING STORAGE CUBE
FOR HEAVY DUTY CARGO APPLICATIONS





THE PROBLEM

- ❌ Poor space utilization - No vertical storage
- ❌ Poor readiness = Poor deployment capability
- ❌ Labor intensive handling
- ❌ Drain on warehouse potential
- ❌ Traditional storage methods: UNSTACKABLE, RESTRICTED ACCESS, INEFFICIENT
- ❌ Exposed Containers / Crates = materials damaged by weather & the environment
- ❌ Limited expansion potential for increased operations

THE SOLUTION

- ✅ Enable CARGO and CONTAINER stacking
- ✅ Utilize EXISTING outdoor yard space
- ✅ Maximize CUBIC SPACE, rather than FLOOR AREA
- ✅ ELIMINATE the need for dunnage blocks
- ✅ Facilitate STRATEGIC inventory process
- ✅ SAVE MONEY
- ✅ WITHSTAND years of demanding service
- ✅ Enable immediate access to any pallet for RAPID DEPLOYMENT

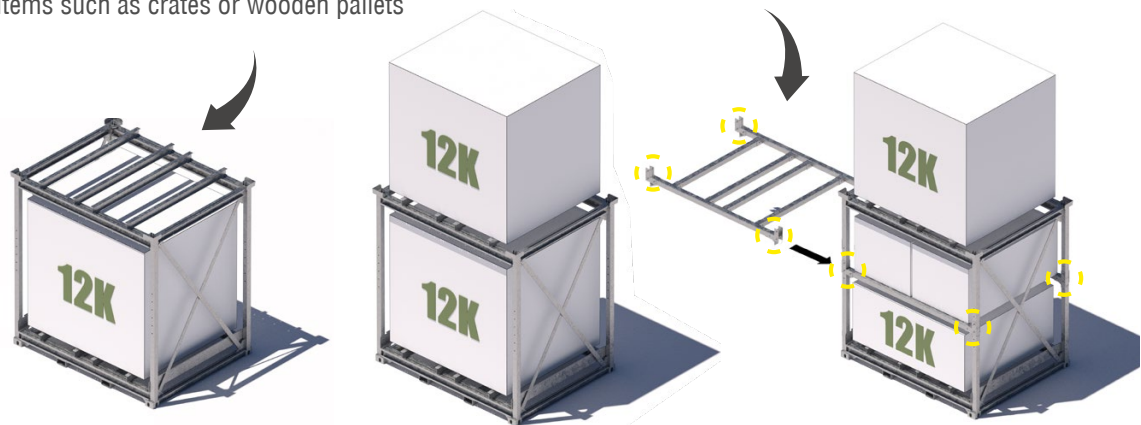




FREE STANDING STORAGE CUBE

Suitable for use with standard all-terrain forklifts. Additional load supports allow storage of longer items such as crates or wooden pallets

Optional internal shelf creates an extra level suitable for crates, cargo, pallets, boxes, etc.




Top supports allows storage of **two loads** to be stored in one cargo cuber

Internal Shelf can be fitted at **three different heights (adjustable at 6 inches)**

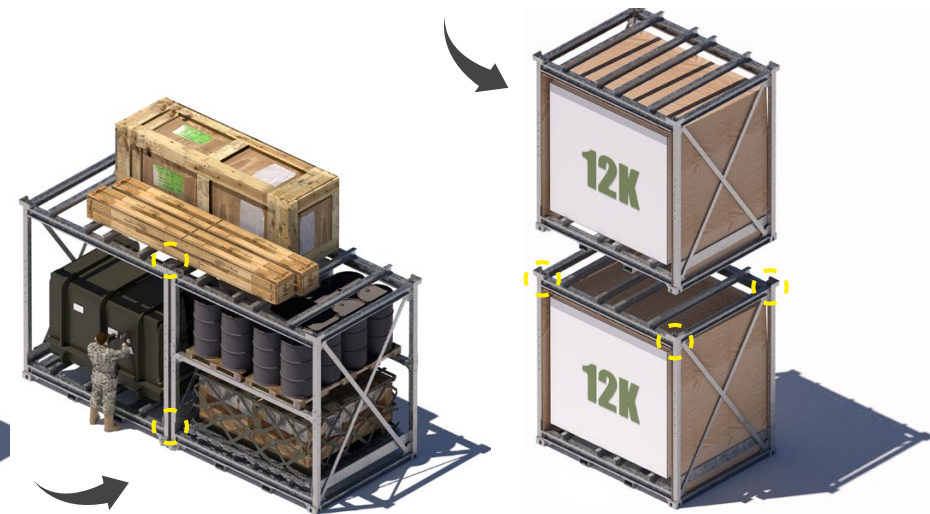
Longer items can be stored along multiple cubers that are linked together by **ISO corner castors**

Bottom ISO corner castors allow stacking without the need of fixings

Designed for: 463L (ALOC) / ISU containers & any load upto **116"x94"x104"**(WxDxH)



Optional FABRIC COVERS for top/back/sides (Berry Compliant)





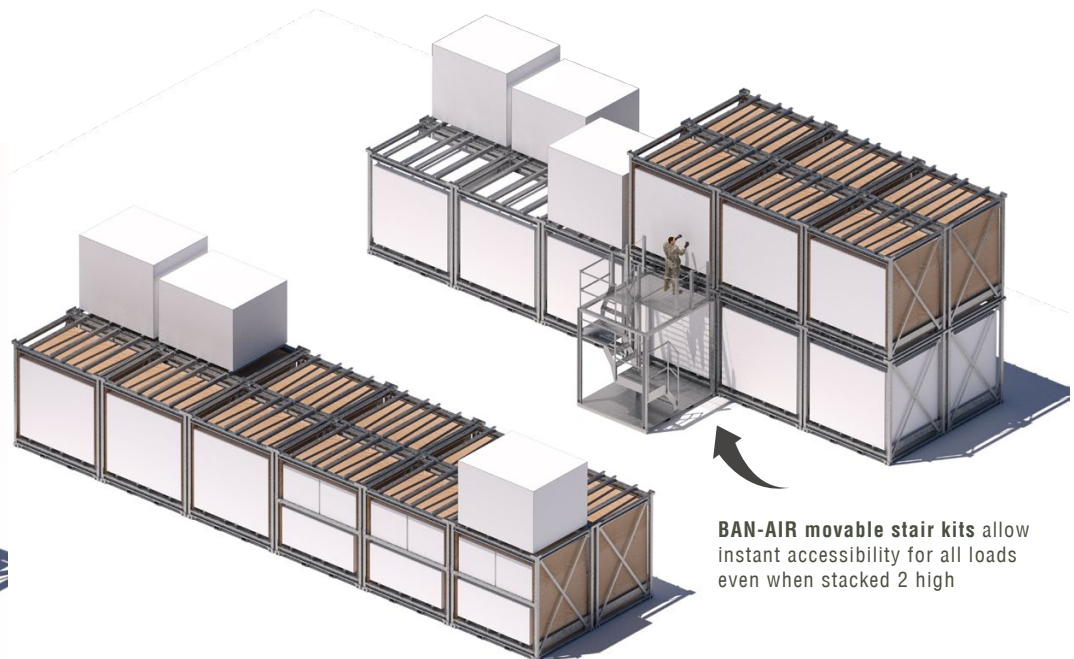

LARGE SCALE STORAGE STRUCTURES

ISO Corner Castings on all corners allow the Cuber to be assembled into larger structures, facilitating rapid erection yard storage solutions for flight line or aerial port environments.

Linking Cubers back-to-back and side-to-side allows exceptionally rigid and durable structures to be created simply and without the need necessarily for other site preparation. All they require is a level firm base from which complete storage structures can be assembled, quickly, and removed/relocated even quicker.



ISO Corner Castings on all corners allow the Cuber to be linked together to create rows and structures that are easily reconfigured.



BAN-AIR movable stair kits allow instant accessibility for all loads even when stacked 2 high

CHANGE LAYOUTS ON THE FLY

EASILY RECONFIGURE WAREHOUSE & YARD LAYOUTS

BAN-AIR CARGO CUBER offers the unique capability to reconfigure warehouse layouts using just a forklift since the modules are not bolted to the ground.

Each Cuber takes 2 x 12,000lb static loads and can be moved safely with a single 12,000lb load stored within

SELECTIVE STORAGE

ISU90 / 463L Pallets

CUBER works as well with bulk cargo such as wooden or steel crates or palletized goods

BULK STORAGE

ALWAYS READY

The CARGO CUBER allows flight line operations to benefit from flexible and reconfigurable storage layouts.



CUBERS stacked 2 high allow protection from all weather when **optional fabric covers** (top/back/sides) are added.



Create flight line / aerial port storage structures quickly and easily with the CARGO CUBER which can be simply forklifted into position.



www.ban-air.com

Distributed By:



patterson•pope

SPACE MADE **SIMPLE.**

pattersonpope.com

866.866.4778