



THE

Workplace Transformation

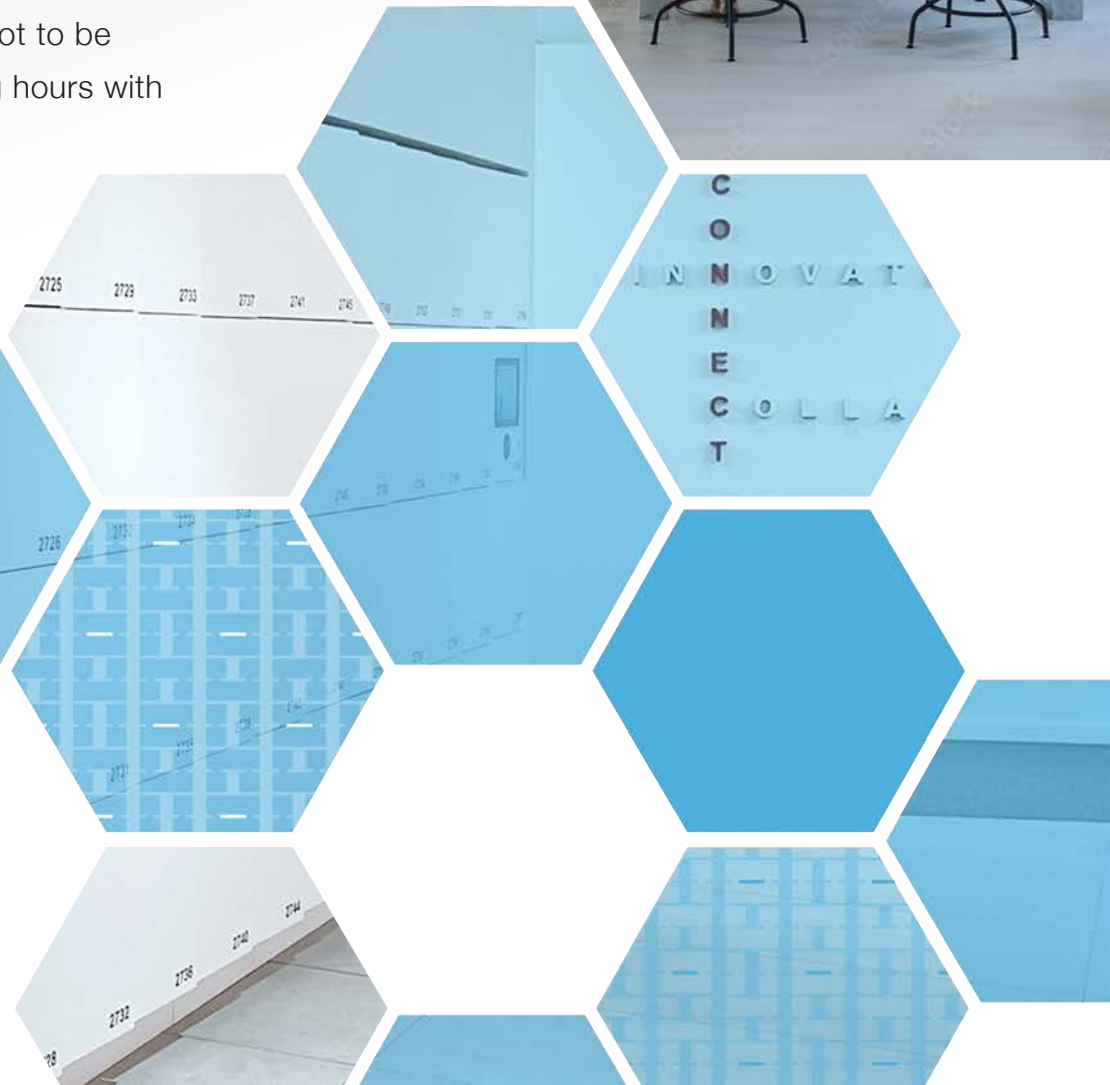

H

HAMILTON
CASEWORK SOLUTIONS

The Workplace

Every day, we came into work because we had to.

We came to sit side-by-side, seven people deep — trying not to be interrupted except for the inevitable #slack messages. Long hours with a myriad of amenities that were rarely used. And to attend hours of meetings that often felt like only the occasional progress was possible.



Now we've proven that work can happen from anywhere.

Today, work happens in the privacy of our own homes. The local coffee shop. Libraries, hotel lobbies, and coworking spaces. With fewer interruptions and more productivity, we now have the ability to stitch our personal and business lives together throughout the day. We can work flexible hours around other people's schedules, take mental health breaks when we need to, and more. **That begs the question:**



Why would we come into the office now?

THE ANSWER:

Community. Experience. FOMO. And Choice.

The office can be a curator of community — something that's hard to replicate from the comfort of home. It's a space that promotes a feeling of togetherness where we've got each other's backs. A place where everyone has the same opportunities and a convenience that's hard to match. By prioritizing convenience and employee experience, companies can make the office a desirable place to be.

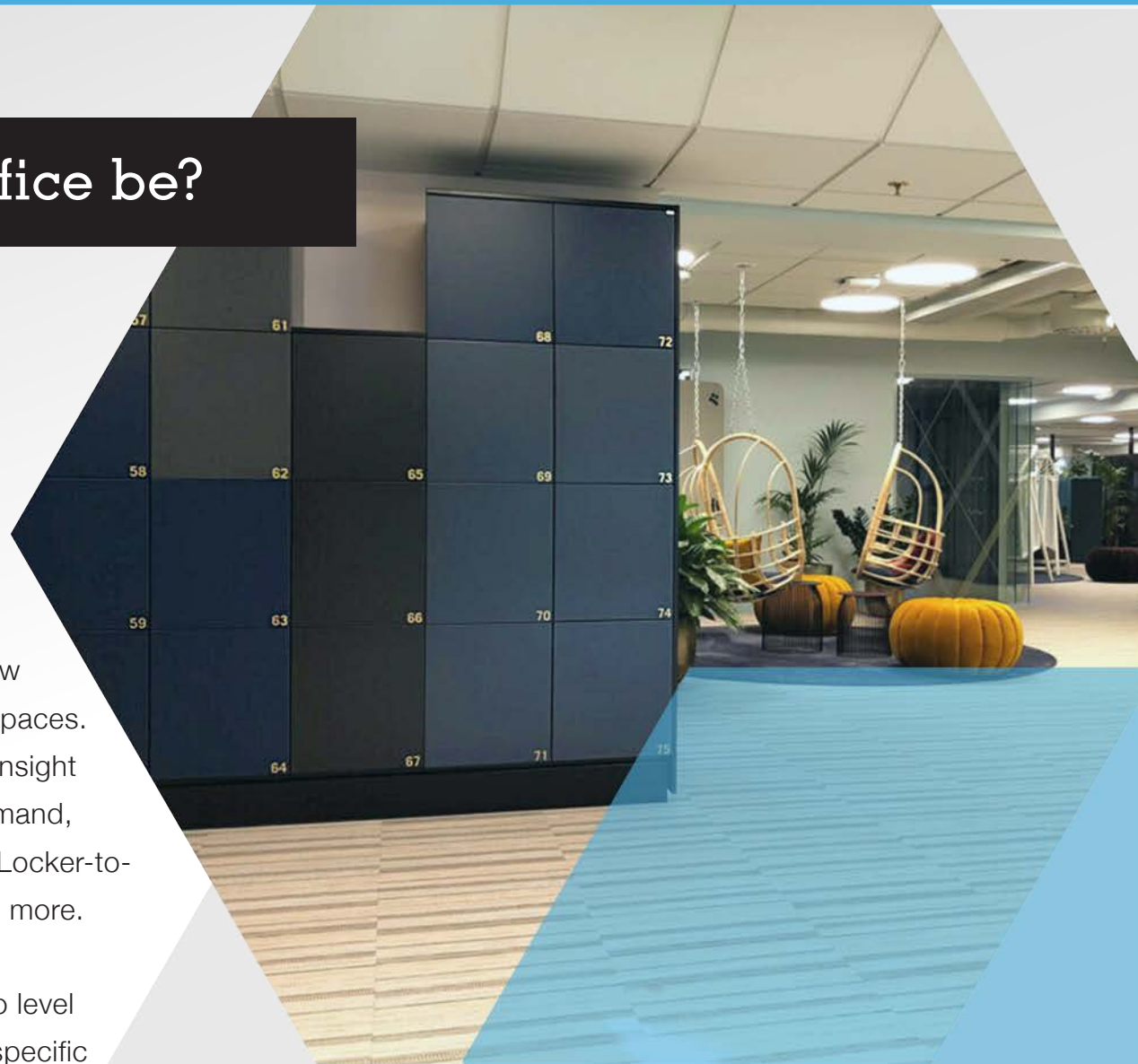


How sticky can the office be?

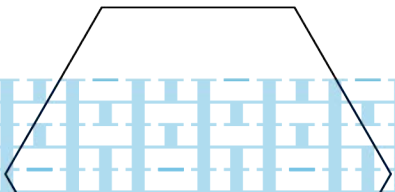
COMPANIES WON'T KNOW UNLESS THEY MEASURE IT.

Collecting data from employee activities with the use of sensors, connected smart devices, and smart apps aid in utilization studies. Sensors offer valuable metrics such as peak and daily occupancy. They tell us how often 'we' spaces are used compared to 'I' spaces. Smart apps and connected devices provide insight into what desks or rooms are in constant demand, reserved, or never used. Locker occupancy. Locker-to-desk demand ratio. Locker usage, and much more.

Understanding the data at a macro and micro level can build an informed picture of your office, specific floors, spaces, and everything in between.



*That's how you create
a stickier workplace.*



Enabling Smart Office Design

LOCKERS ARE NO LONGER A NICE-TO-HAVE AMENITY.

Not only have lockers traditionally been an overlooked, utilitarian, bulky personal storage solution, they often take a backseat when it comes to workplace design. But now the nice-to-have is becoming a must-have, especially as offices transform from 'I' to 'we.'

With more collaborative spaces and less dedicated desking, where can employees put their belongings now?

Smart lockers are so much more than a space to put stuff. They inform companies of design strategies. Promote company brand and office aesthetics. And provide a new level of convenience and desirable experience for employees. They represent the future of work.



Let's explore how smart lockers fill a space for hybrid work.

FRictionLESS EXPERIENCE

Smart lockers provide personal space with an intuitive experience for maximum convenience. Employees can use them on the fly or reserve them ahead of time, depending on their needs. With smart lockers, frictionless interactions are a no-brainer.

SEAMLESS SPACE & PEOPLE MANAGEMENT

Give employees the opportunity to choose the size of locker they need. Some days require very little to be stored and others include may include everything and the kitchen sink. Considering your employee's evolving needs will give them a place to know they and their belongings are cared for.

EASY CLEANING & MAINTENANCE

Not only do smart lockers keep collaborative spaces organized and clutter-free, but they also make personal storage cleaning a breeze. Made from durable laminate, with a lifetime warranty, automatically unlock individual lockers after each use or set up a manual cleaning schedule for your cleaning crew.



DESIGNED FOR REPORTING

Understand how often lockers are used with macro and micro-level reporting. Gain insights into which specific lockers are always at capacity and which are hardly ever used. Find out who your locker squatters are and who uses lockers frequently to better help you optimize space usage.



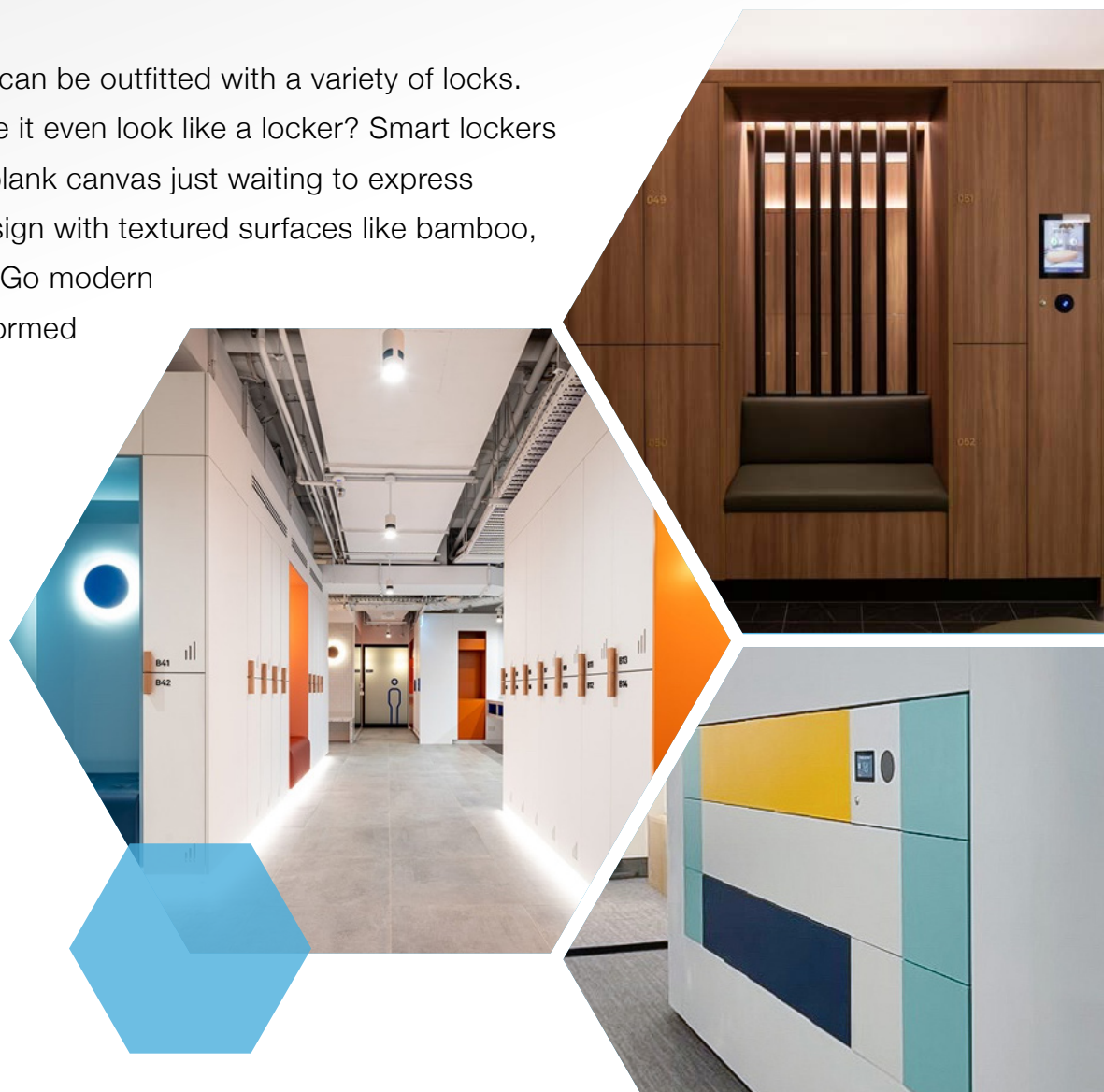
Even lockers create moments of joy.

LOCK-FREE DESIGN

Depending on the desired user experience lockers can be outfitted with a variety of locks. When designing for an architectural look, why make it even look like a locker? Smart lockers have no hardware mounted to the door; they're a blank canvas just waiting to express whatever look and feel you desire. Elevate your design with textured surfaces like bamboo, vinyl overlay graphics, or custom-printed laminate. Go modern and practical with sound-dampening materials or formed phenolic panels and personalized touchscreens.

SEAMLESS USER EXPERIENCE

Some locks require 4-digit codes, smart lockers are designed with their users in mind for the type of user experience employees have come to expect. Using mobile credentials or smartphone apps, employees can open locker doors with their ID or their smartphone. Branded touch screens showing floor plans and locker bank configurations take the guesswork out of reserving a locker.



TELL YOUR STORY. AND CURATE MOMENTS OF JOY.

Posters on the wall. Company handbooks. A tchotchke for every desk. All these touches relate your brand and help connect employees with your office space. But what if you could replace them with a better story? By strategically curating spaces that are attractive and easy to work in, employees can see your value in real-time.

As work evolves, your office space should too. Successful office designs put life at their center and respond to the needs of their users. Biophilia and smart data-gathering are just a few of many ways to create agile spaces that adapt and evolve over time. With the right tools, you can transform your space into a living, breathing brand experience.

Capture employees' attention and interest every time they come into the office. Consider each surface and corner an opportunity to evoke emotion and spark moments of joy.



Designing from the Inside Out

Our thoughtfully designed wide-range of standard locker sizes allow for you to design a custom configuration that meets the needs of your space and employees. From the sizes and dimensions, to the orientation of the lockers, to the materials used, to the lock and desired user experience, to even the inside of the locker — we have it covered.



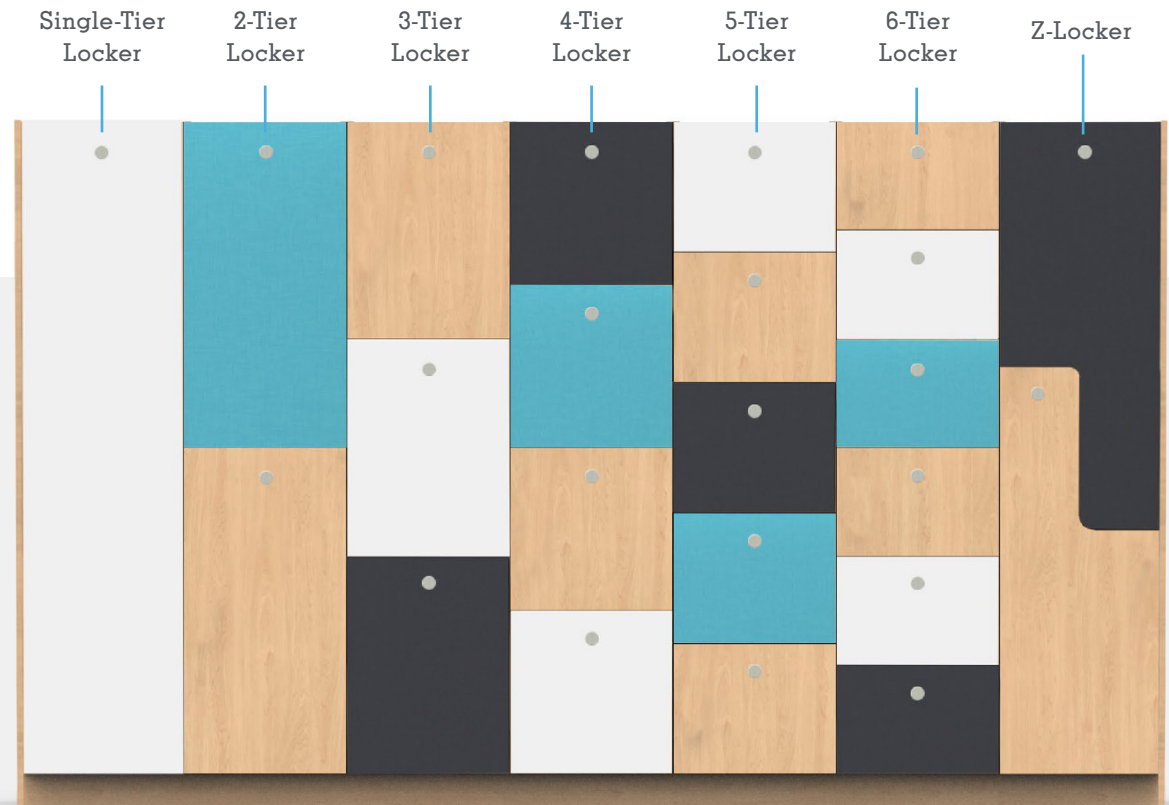
Standard Locker Sizes & Configurations

STANDARD SIZES

Custom sizes available


WIDTH	DEPTH	HEIGHT
12"	15"	36"
15"	18"	40"
18"	20"	54"
		68"
		72"
		90"

36" height not available for 5-Tier Locker, 6-Tier Locker and Z-Locker. 40" height not available for 6-Tier Locker and Z-locker.



Locker Laminates & Materials

Our recently updated palette of laminate colors aligns with common neutrals that fit in almost any environment, versatile woodgrains featuring current trends and fitting scale, and accent patterns of tonal textures.



LOOKING FOR MORE?

You are not limited by our standards — if you are looking for something that is less common we have a wide variety of options to work with from different laminate manufacturers.

Inside a Locker

There's so much more to a locker than just the exterior – and when it comes to user experience, it's the little details that count. A well-designed space is one that caters to the known and unknown needs of the people using it. The same goes for lockers. A coat hook is more than just a hook. It is the first step of coming into the office and settling in for the day. Every day, each person has a small, invisible routine when placing their belongings into their locker. Make their experience more seamless, and more intuitive with thoughtful interior design inside the locker.



STORAGE CADDY

Perfect for pens, phones, or any other small handheld that you need at your disposal.

WALL HOOKS

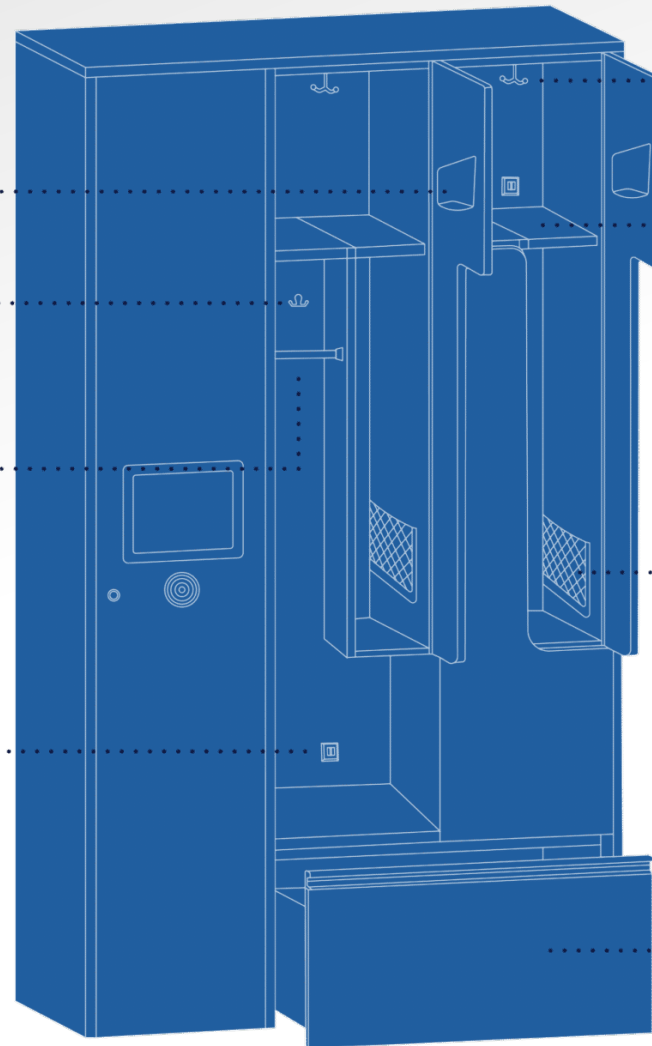
Double-winged hooks for hanging bags and purses.

HANGER ROD

Hooks to hang your work clothes while you head to the gym.

USB OUTLET

Fully equipped with USB powerpoints to ensure your phone never dies at work again.



DOUBLE-WINGED HOOK

Double-winged hooks — are perfect for hats and scarves in the winter.

COLLAPSIBLE SHELF

A full shelf when you need it and a full-length opening when you need to hang coats for the winter.

NETTING STORAGE POUCH

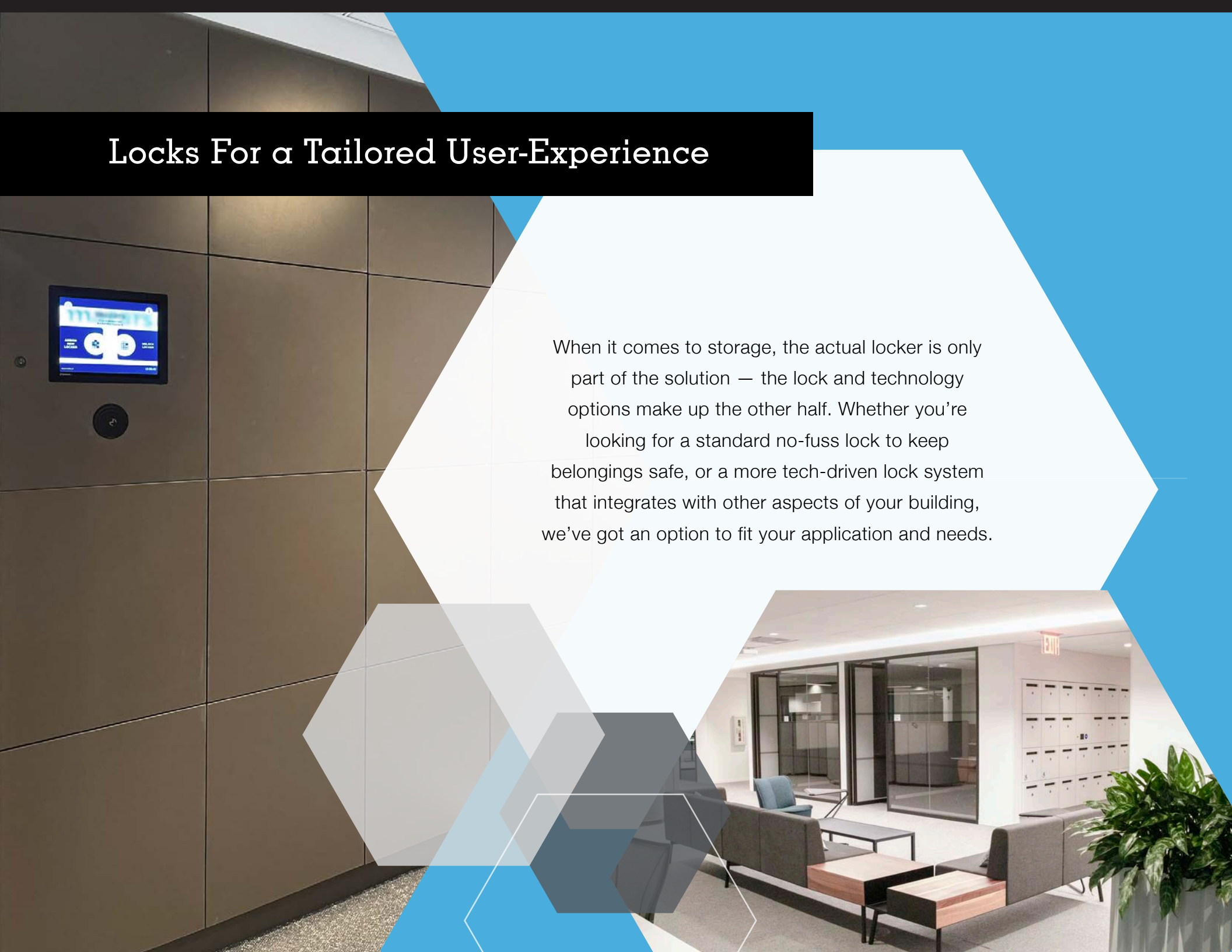
Just like on airplanes, a net is perfect for those small and mid-sized electronics.

BOTTOM DRAWER STORAGE

A place to store your shoes or bulky items that you don't want soiling your other personal belongings.

Locks For a Tailored User-Experience

When it comes to storage, the actual locker is only part of the solution — the lock and technology options make up the other half. Whether you're looking for a standard no-fuss lock to keep belongings safe, or a more tech-driven lock system that integrates with other aspects of your building, we've got an option to fit your application and needs.



Smart Locks

WIRED SMART LOCKS

Networked locking systems can provide the most customized and tailored user experience that is unique to you. Design the system for users to access their lockers via their smartphone, or smart watch, RFID badge or ID, or even biometrics. These smart locks are designed to provide the administrators locker usage insight and full-control to customize the lockers to a streamlined user experience.



WIRELESS SMART LOCKS

With varying degrees of 'smarts' — our wireless smart lock offering can function similarly to the wired smart locks with all the insights and streamlined user experience by using a smartphone to wireless smart locks that provide easy access by using an RFID badge.



Battery Locks

4-DIGIT PIN CODE LOCKS

If looking for just a straight-forward lock with an easy user experience — a digital keypad lock where the user types in a 4-digit PIN code can be a perfect fit.



Mechanical Locks

MECHANICAL-COMBO LOCKS

No need to fuss with batteries, a simple lock like a mechanical combination lock with a 4-digit combination might be the right choice for the application.

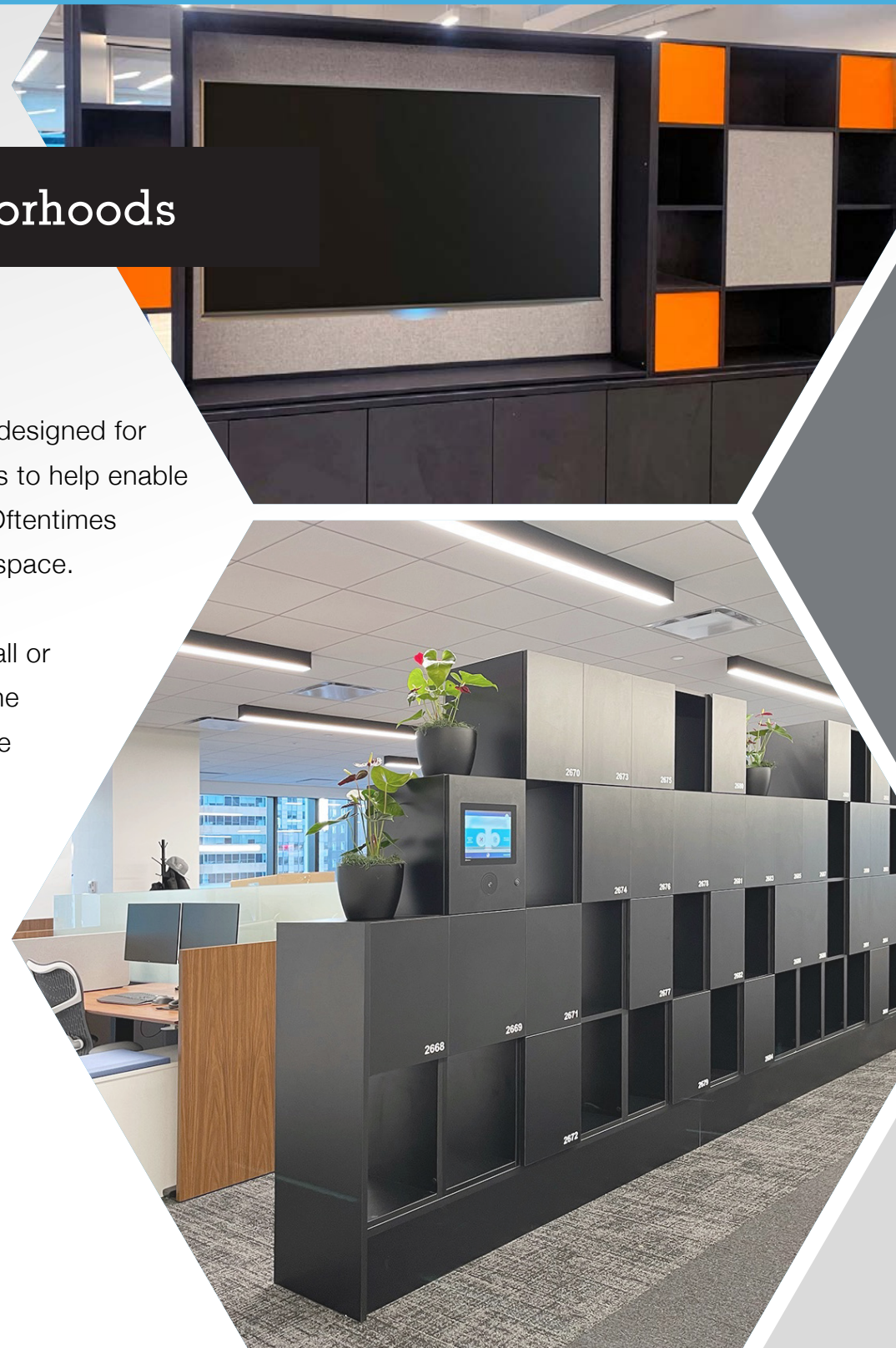
Activity-Based Work & Neighborhoods

ZONE DIVIDERS

When offices look to create neighborhoods — spaces are designed for activity-based work and are subdivided into neighborhoods to help enable people to work collaboratively with a sense of belonging. Oftentimes dedicated desking is eliminated to assist in creating more space.

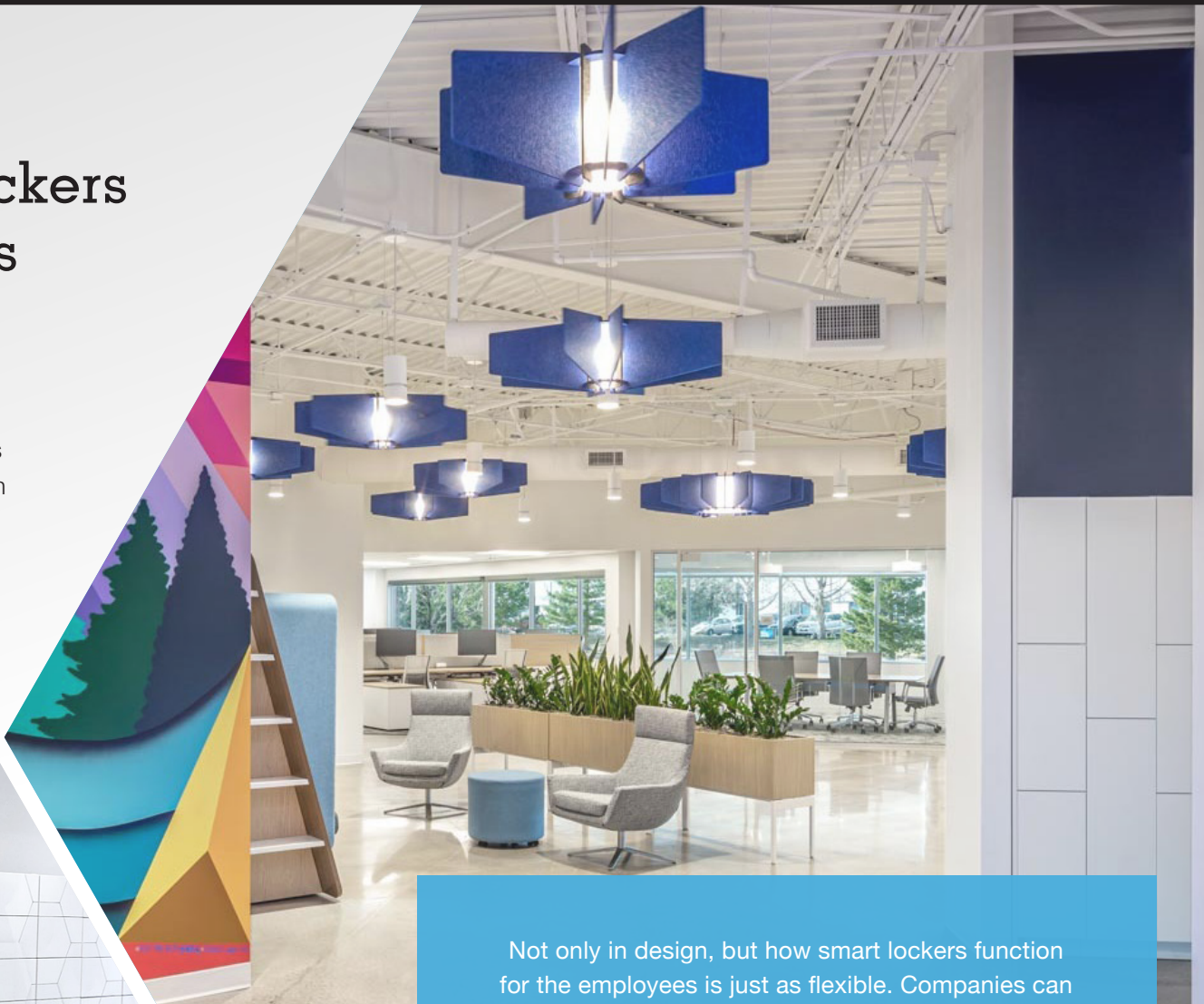
Rather than just dividing the space with an architectural wall or sound divider — consider multi-functional smart locker zone dividers. Smart locker zone dividers not only help divide the space but they also can:

- Provide personal storage of belongings
- Be designed to incorporate media displays
- Integrate biophilia into the design
- Consist of writable surfaces for collaboration, such as whiteboard or chalkboard laminate
- Incorporate tack board or sound dampening material
- Even be designed to allow light through to the other side of the wall with integrated open cubbies



Different Sized Lockers for Different Needs

And not all lockers have to be designed for the same size. Every day is different and so is what your employees bring in with them when they come to the office. Providing a variety of sizes of locker openings can bring your employees a piece of mind and convenience.



Not only in design, but how smart lockers function for the employees is just as flexible. Companies can decide to make their lockers assigned or unassigned, a mix of both, and change them as their needs change.

If your organization is using a workplace app for desk reservation and other amenities — incorporating smart lockers into the app is a great way for employees to know that they will have a locker reserved near their reserved desk.

COLLABORATIVE WORK ISLANDS

The perfect place for on the fly collaboration is at a workplace island. A place for people to congregate or spread out. Islands serve as a great collaboration space especially when designed with additional functionality in mind. Smart locker islands provide employees a centralized space for them to temporarily store their belongings. Other functionality that should be considered is:

- The addition of writable surfaces
- Incorporating seating on one end or on a side
- Incorporating trash and recycling receptacles
- Incorporating cubby and drawer storage



LOCKERS AS ZONE DIVIDERS

We often think of a locker being built-in the wall or against a wall as just that. But why not incorporate additional functionality and added convenience? Similar to zone dividers, a smart locker wall can provide the convenience of personal storage for belongings, but also:

- Designed to incorporate media displays for collaboration and presentations
- Integrate biophilia into the design
- Consist of writable surfaces for collaboration, like whiteboard or chalkboard laminate
- Incorporate tack board or sound dampening material
- Incorporate coffee credenzas for that convenient cup of joe
- Bookended with phone booths for private conversations
- Incorporating trash and recycling receptacles
- Designed to incorporate alternative locker door materials or a vinyl wrap
- And much more.



Collaboration Zone

With practically endless configurations create a collaboration or work zone that meets your specific and unique needs.

This modular casework wall was specifically designed for a 'design center' purpose to hold samples of fabrics, color chips, and more, but the modularity of its design allows for certain features such as the sliding trays or shelves to be instead designed with media displays or lockers. Dividing space in the office with collaboration zone units contributes to your activity-based work model.





Sliding panels add additional functionality for collaboration and brainstorming. Picture shows tackboard and whiteboard. Customize to all of one or the other, or even include chalkboard panels.



This Design Center contains 3" tall trays for storage of fabrics and other sample materials sitting on shelves and 4" drawers with pulls.



Easily slide the panels together or separate to reveal different types of storage and functionality of the wall unit.





Built-in shelving units
serve as the perfect size
to store larger items.

Design the unit to meet
your unique needs, your
unit could be designed
to house:

- Trays and drawers of various sizes
- Shelving
- Lockers for personal belongings
- Cabinets and doors
- Pegboard
- And more



The center of the unit could serve as a media display to present
presentations or have a virtual and in-person meeting. Or all
storage with more trays, drawers, shelving, lockers or cabinets.

Freestanding & Built-In Trash and Recycling Receptacles

Having a designated space for recycling and trash is a necessary part of a modern office space. Lobbies, waiting areas, and conference rooms are perfect areas to add trash and recycling receptacles. However, we also know that the usual look of exposed trash cans and recycle bins can look messy and disorganized.

With a variety of space types throughout the workplace a standard design might not be suitable for all office areas. Our trash and recycling receptacles can be designed to complement various spaces across the office floor.

With an increased awareness of proper cleaning practices, our trash and recycling receptacles are designed with materials that are easily and effectively cleaned without damage to the surface finish.



RECEPTACLE DESIGN

Inspired from a variety of design trends found in home trends to align with a 'residential' designed office, to sleek and modern approach with waterfall countertops to create a surrounding enclosure, to a rugged intentional design, to incorporating into zone dividers and island spaces. Smooth, non-porous materials are considered to maximize cleaning effectiveness and avoid collection of dirt and bacteria.



Smart Spaces with a Natural Approach

In the battle to attract employees back to the office, biophilia is a formidable weapon. Biophilia has historically proven to increase creativity, productivity, and well-being. As your new smart office fills with 'we' spaces and cutting-edge tech amenities, consider incorporating some plant life.

Strategically-placed living walls and green spaces create attractive, calming, and inviting work environments within the office that can reduce stress and even enhance moods. Just as biophilia encourages creativity, look outside the locker box for ways to design inviting storage spaces.

A common misconception about lockers and casework is that they are bulky metal or laminate boxes that need to be tucked out of sight in corners or down less-traveled corridors. It's time to turn that perception on its head. Designed in a purposeful way, workplace lockers and casework can be much more than just a box storing employees' personal belongings and other supplies and materials. By incorporating planter boxes, they become an inviting, green habitat for hybrid work. Adding unique materials and artistic designs can create a one-of-a-kind branded conversation piece. Turn lockers and casework into a visual experience for anyone who walks by, a feature that completes the space and tells your brand story.



Create a lasting impression

Whether you have employees coming into the space or contractors, interns, or visitors, everyone should experience your company brand. Creating a lasting impression for everyone who walks in the door can pay dividends to your business's future growth.

It's those times when people are alone and no one else is watching when a space has the biggest impact. Visual highlights, comfortable spaces, and positive experiences help create moments that people will remember and talk about later to friends, colleagues, and loved ones. That kind of publicity is priceless.

When someone new comes into your space, a great way to make an impression is by offering them a temporary, secure space to store their belongings. Easily allocate just a few smart lockers, or even an entire locker bank, for visitors and contractors. Make it as easy as issuing them a temporary RFID card, permission to download an app on their phone, or a 4-digit PIN. Leave every visitor with a 'wow' moment by showing them you care.



*Everyone
should
experience
your brand in
real-time*



Workplace Cafe

THE NEXT WATERCOOLER OF THE OFFICE

Is your lunchroom an extension of your office? A social hub or place for collaboration and community? Or a place where employees quickly heat up their lunch and return to their work area?

Infuse your lunchroom with flexibility and flexibility. Design a space that matches the rest of the office and promotes conversation and collaboration. Open pantry spaces with the use of solid-surface countertop islands, casework and shelving for storage and decor.

Design a “grab & go” space for quick and easy convenience. Incorporate built-in recycling and trash receptacles to create an environmentally friendly space and reminder to keep the office and environment clean. And flexible spaces that for impromptu conversations and collaboration.



Smart Click & Collect Lockers to Traditional Mailrooms

CLICK & COLLECT LOCKERS

The name of the game is convenience and experience. Exchange of goods lockers give employees an added convenience of not having to wait in line or unnecessary interactions and interruptions throughout the day.

This amenity is great for exchanging expensive items or sensitive items because it is all auditable. Meaning, in the smart locker software it is possible to see who opened what locker and when.



MAILROOM SORTER DESIGN

Hand-pick surfaces, finishes and cabinets to match the look and feel of your existing office space.

Often located by the reception desk for employee and delivery convenience or by the agile pantry with integrated soffits and coffee dispensers for a multipurpose space that doubles as a social hub.

Our manufactured case goods include a complete line of sort and freestanding sort modules with open and closed back sorters including plexiglass-backed. We offer zip code sorters, consoles, overhead units and credenzas.

Make your mailroom work for your office with a sleek and modern look while still being functional.



3158 Production Drive
Fairfield, OH 45014
info@hamiltoncs.com
W: 800.503.9966
F: 800.503.9963

