

4-POST & CASE-TYPE

S H E L V I N G S Y S T E M S



MAXIMUM FLEXIBILITY

Spacesaver's 4-Post and Case-Type Shelving Systems aren't just shelving. They're entire systems that are customized to boost efficiency, improve security and accountability, and save space.

DURABLE

These shelving systems are engineered for stability, strength and rugged functionality. For added structural rigidity, shelves are fabricated using cold-rolled steel and used with welded-steel uprights, enabling the systems to support significant loads.

ECONOMICAL

Don't waste money on cheap shelving that breaks, deforms, or requires special tools to modify. Invest in a quality system that can change right along with your needs.

CUSTOMIZABLE

Choose from optional doors, drawers, dividers, and other accessories to enhance security and ensure that everything has its place.

ATTRACTIVE


Complement any interior design with next-level colors and finishes. Our shelving systems are available in your choice of 32 powder-coat paint colors, and custom colors are available by request. Add special finish materials like wood, laminate, or glass for virtually limitless design options.

RECONFIGURABLE

Easily assembled, disassembled and reassembled, Spacesaver Shelving Systems are designed for convenient reconfiguration, relocation or expansion, adapting to your changing needs.

SAFE

Optional anti-tip devices provide extra stability and safety, even in areas prone to earthquakes.



4-POST & CASE-TYPE SHELVING SYSTEMS



ADD TO MOBILE

Save even more space by mounting your system on high-density mobile carriages and rails.

4-POST SHELVING SYSTEM

DESIGN FEATURES

Shelves Standard 22-gauge (.75 mm) or heavy-duty 18-gauge (1.2 mm) patented universal or plain shelves. For added safety, there are no exposed metal edges. Shelves supported with 11-gauge (3.1 mm) or 14-gauge (1.9 mm) shelf supports.



Keyholes/Interlocking Rivets Keyholes at 1-1/2" (38 mm) centers on uprights provide positive lock with shelf support rivets for added strength. No special tools or fasteners are required for assembly.



Rounded-Post Vertical Uprights Wrap-around design has no exposed metal edges, providing a clean, smooth appearance. Available in standard "open" style with welded steel spreaders or "closed" style for enhanced strength and appearance.



No Exposed Holes Assembled system has no exposed holes or fasteners. All shelves and backs are flush with outside of upright posts.



Unit-Welded "L" & "T" Uprights 18-gauge (1.2 mm) steel uprights offered as a 1" (25 mm) wide "L"-shaped end post or a 2" (51 mm) wide "T"-shaped common post.



End Angle "L"




Intermediate "T"



Front Bases Optional front bases provide a clean, finished look.



Aesthetic Flexibility Optional end-panels are available in laminates, wood veneers and metal, creating a designer appearance.




CASE-TYPE SHELVING SYSTEM

DESIGN FEATURES

Double-Wall Construction Unit-welded, double-wall uprights extend into the shelf area, preventing stored materials from slipping behind the upright post.



Rounded-Post Vertical Uprights Wrap-around design eliminates exposed metal edges, protecting users and stored media.



Keyholes/Interlocking Rivets Shelf support rivets lock into upright keyholes on 1-1/2" (38 mm) centers for added strength and easy height adjustment. Simple, self-locking design for easy assembly.



Shelves Patented universal and plain 22-gauge (.75 mm) steel. Smooth edges to protect users and stored media.



Unit-Welded "L" & "T" Uprights 18-gauge (1.2 mm) steel uprights offered as a 1" (25 mm) wide "L"-shaped end post or a 2" (51 mm) wide "T"-shaped common post.



End Angle "L"




Intermediate "T"



Front Bases Optional front bases provide an attractive, finished look.



Aesthetic Flexibility Optional end-panels are available in laminates, wood veneers and metal finishes, creating a designer appearance.



4-POST & CASE-TYPE SHELVING SYSTEMS




Washington State University | Pullman, WA
Mechanical-Assist Compact Mobile Storage System
Dividers and Bin Fronts on 4-Post Shelving for Player Specific Cubbies



California Academy of Sciences | San Francisco, CA
4-Post Shelving with Bin Fronts
Half-Height Hinge Doors



ACCESSORIES




Double-Face Through Shelf with Centerstop

Helps separate and contain media being stored.



Bin Divider with Acrylic Bin Front

Compartmentalizes the storage of three-dimensional objects and other media.



Divider Rods

Designed for convenient, compartmentalized storage.



Universal Shelf

Unique, patented design allows for attachment of file dividers, bin dividers and divider rods.



Pull-Out Reference Shelf

For convenience in referencing shelved materials. 50 lb. (23 kg) load capacity.



Roll-Out Interior Drawer

Can be configured for top-tab hanging folders or open-shelf filing of top or side-tab folders.



Receding Door

Provides for security of materials on open shelving. Can also be used with Roll-Out Interior Drawer.




Closed File Drawer

Combines security with space efficiency. Can accommodate letter or legal sized files, hanging folders and more. Quickly accessible.




Storage Drawer

Accommodates a wide variety of stored media, while providing full accessibility and keyed security. Adjustable bottom dividers available.



Hanger Rail

Spans the width of the shelving and has three notches to allow for flexibility in positioning rail(s) depending on the size of items being stored.



Aisle Identification Options

Optional range finders and card holders make locating and reshelving of materials fast and easy.



Label Holder

Optional adhesive label holders can span the shelf up to 47 3/4" long or be cut to enable flexible lengths.



Frame-Mounted Doors

Keep stored items secure and dust-free with doors that easily mount to the shelving frame.

**EZ Rail® Element**

Attach bins, hangers, and other accessories to keep small items organized and accessible.

**Weapons Rack II**

Convert shelving into a weapons rack with interchangeable accessories.

**Nantucket Drawers**

High-quality, soft-close drawers are easy to access and organize. Only available on closed type 4-Post Shelving.

**Nantucket Trays**

Trays are fully removable with safety stops to prevent unexpected tray extension. Only available on closed type 4-Post Shelving.

**CUSTOMIZE
YOUR SPACE
FOR
EVERYTHING
YOU NEED
TO STORE.**

CONNECT WITH **THE EXPERTS**

When you're ready to build a storage system that saves space and improves efficiency, contact us for planning assistance and answers to all your questions. We can even connect you to your local Spacesaver consultant, who can assess your space and prepare recommendations.

There's no cost and no obligation, so contact us today!

Spacesaver.com | 800.492.3434



Spacesaver Corporation
1450 Janesville Avenue
Fort Atkinson, WI 53538-2798
800.492.3434
www.spacesaver.com