

FrameWRX[®]

S T O R A G E S Y S T E M

Change your storage,
As often as you like.





Count on the FrameWRX® storage system from Spacesaver to give you the exact storage you need. Highly customizable and easily relocated, the unique design of this system means it freely adapts to meet your changing needs. Options, such as WRX Wheels® transport system for easy mobility, FrameWRX® HD (high density) storage system for ultimate capacity and EZ Rail® element for added flexibility, offer unlimited storage possibilities. The FrameWRX storage system can be exactly what you need it to be now and in the future.

CHANGE

Remarkably flexible.

The modular FrameWRX storage system can be arranged in an infinite number of configurations – giving you endless ways to store more of anything, as efficiently as possible.

Endlessly adjustable.

When your storage needs change, the system changes, too. The FrameWRX storage system can accommodate a variety of storage accessories, including hanging plastic bins, peg-board hooks and slat-wall components – all without tools or fasteners.

Readily adaptable.

With the FrameWRX storage system, you can utilize your entire storage footprint. Optimize your operational efficiency. Meet unique storage needs within your space limitations. And maximize your long-term storage ROI.

APPLICATIONS



AFTER CHANGE

The only thing you can't change about the FrameWRX storage system is its storage efficiency.


With the FrameWRX storage system, your options – and your storage efficiency – are endless. The FrameWRX storage system can be configured many different ways to adapt to your changing needs.



Work Surfaces

Available in four different shapes and a multitude of sizes in a wide range of patterns and colors, laminate or non-porous solid material surfaces give you a convenient work area built right into your system. Optional backstops prevent items from falling off the back.

End Panels and Canopy Tops
In addition to color-matched steel end panels and canopy tops, choices include an extensive range of colors, finishes and materials, including laminates and acrylics.



AFTER CHANGE



FrameWRX[®]
S T O R A G E S Y S T E M

Change your storage,
As often as you like.

Paint Color Options
Available in a broad range of standard and custom colors that complement any décor. Electrostatically applied, thermoset powder-coat provides a durable hard finish with superior performance qualities.

FEATURES



EZ Rail™ Element

Compatible with hanging bins, pegs and slat wall accessories, the EZ Rail element adds unmatched flexibility and configurability to fit almost any storage challenge.




Hanging Bins

FrameWRX is compatible with a wide variety of industry standard bins, providing one of the highest bin densities of any storage product on the market.



Wire Basket

Single-piece, all welded construction that mounts horizontally or at a 17° slope. High visibility, easy access, dust-free design. Divider accessories available.



2-Position Adjustable Shelves

Easy-to-adjust, single-piece shelves can be mounted horizontally or at a 17° slope for gravity feed and easy access.




Pass-Through Shelf

Installed back-to-back, two shelves provide a 26"+ deep clear storage area, nimbly handling items of all shapes and sizes.



Sloped Low-Back Shelf

Ideal for displaying or transporting books and media.



Slat-Wall Accessories

Standard accessories used with slat-wall systems quickly connect to the EZ Rail element, letting you hang a wide variety of items.



Retractable Work Surfaces

Retractable thermofoiled work surfaces provide a handy, yet discrete space, that's readily available.

Easy Access, Smooth Rolling

Moving frames to access stored items is nearly effortless, thanks to bearing-mounted, dual-flange wheels.



Built-in Smooth Stopping

Proprietary device prevents jolting and jarring by providing smooth, controlled stops of rolling frames, protecting contents and users.



Depth & Width Accommodations

FrameWRX HD is available in a combination of three static rear depths, three moveable front depths, and two frame widths, allowing for the storage of a wide variety of products.




The NEW FrameWRX HD (High Density) Storage System

This system compresses two rows of storage into one deeper space, thereby "saving an aisle." When space is at a premium, this is a lasting advantage.

FrameWRX HD storage system is easy to use, and allows better visibility and easier accessibility than traditional high-density storage products. It is easy to install and easy to configure, providing durable, flexible, high-density storage within the smallest possible footprint.

The system is newly available in a combination of rear depths (13", 15", 20"), moveable front depths (13", 15", and 20") and two frame widths to allow for products of all shapes and sizes to be stored safely and securely.



Integral Handle

The built-in long, smooth handle provides an easy grab for rolling frames.


FrameWRX[®] HD

H I G H D E N S I T Y S T O R A G E S Y S T E M

Maximum storage density,
Optimal space utilization.

Thermofoil Work Surfaces

Specifically designed for WRX Wheels transport systems, these surfaces are available in a number of sizes and configurations. Both the top-mount and mid-mount versions feature integral handles for easy maneuvering and a drip edge that helps contain spilled liquids.



Vertical Handles

Optional, sleek vertical handles provide an easy and ergonomic grab point for users.



WRX Wheels Transport System

The WRX Wheels transport system means all the features and benefits of FrameWRX storage system are ready to roll whenever you are.

Optimum configurability. Enduring Value. Traditional carts are only available in limited, fixed dimensions and configurations, so finding the perfect solution is strictly hit or miss. But WRX Wheels transport system is always right on target. Readily configurable to the items you use most today and easily reconfigured to adapt to your changing needs tomorrow, WRX Wheels transport system provides long-term service and enduring value.

Higher capacity. Higher productivity. WRX Wheels transport system is a cost-effective option – packing more efficiency into your operations. Configurable to your immediate needs, WRX Wheels transport system moves maximum material every trip, so valuable personnel spend more time doing work that matters.

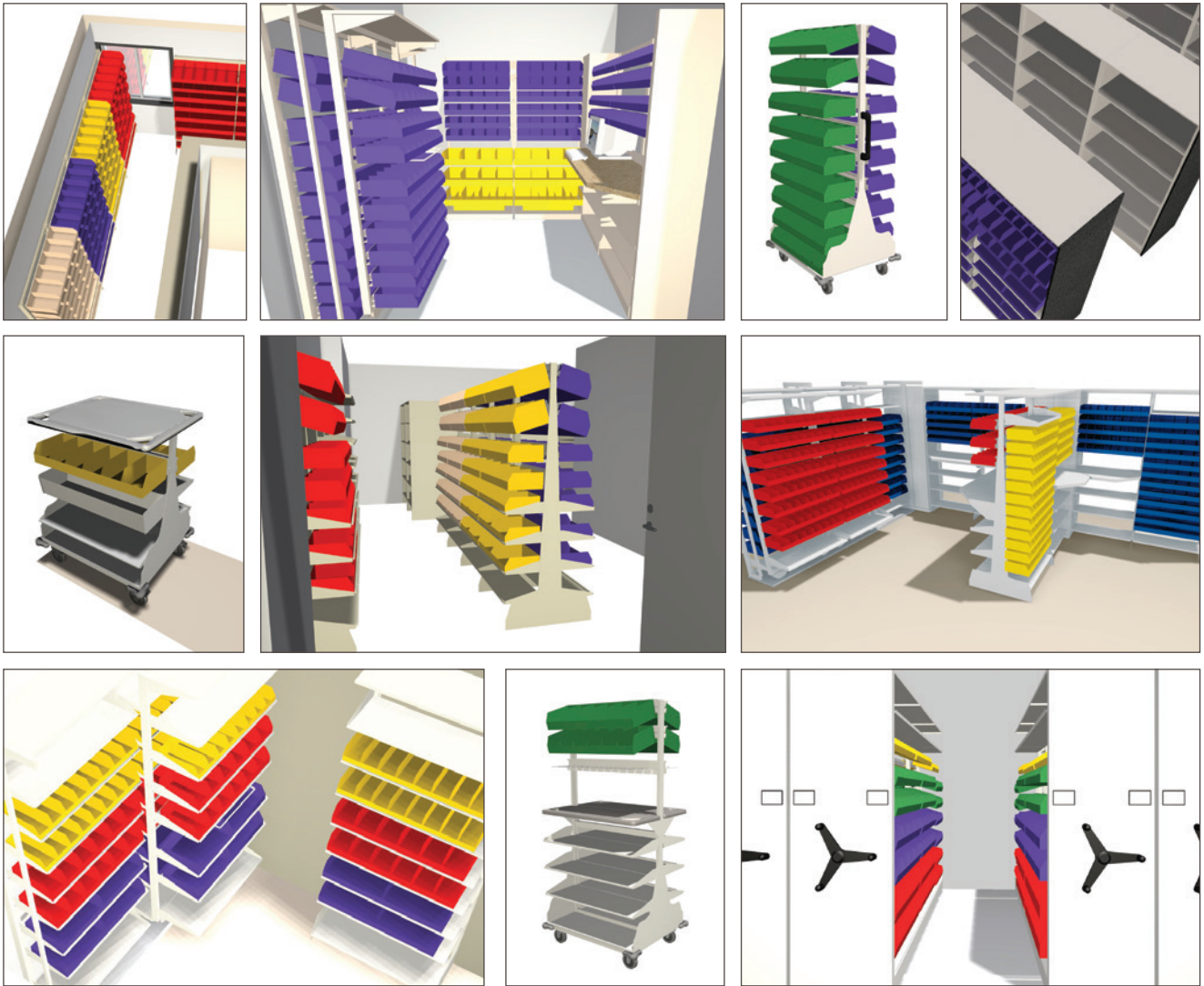


Wheels and Bumpers

The bumpers help prevent marring during those inevitable collisions, while the wheels include two directional locking casters for easy driving and two casters with brakes for safe parking. Available in gray.

WRX WheelsTM
T R A N S P O R T S Y S T E M

Adaptable storage,
Right where you need it.



Spacesaver Corporation
 1450 Janesville Avenue
 Fort Atkinson, WI 53538-2798
 1.800.492.3434
www.spacesaver.com